

INTERIOR DOOR SYSTEMS

7039 Extruded Aluminum Series

Aluminum Room Divider Sliding Mirror or Glass Doors



Extruded Aluminum Frame Finish



ANODIZED ALUMINUM

Glass Options



CLEAR MIRROR
Safety-backed
3mm




SMOKED MIRROR
Safety-backed
3mm



BRONZE MIRROR
Safety-backed
3mm



CLEAR LAMINATED GLASS
6mm




TRANSLUCENT WHITE LAMINATED GLASS
6mm



WHITE BACK PAINTED GLASS
Safety-backed
3mm

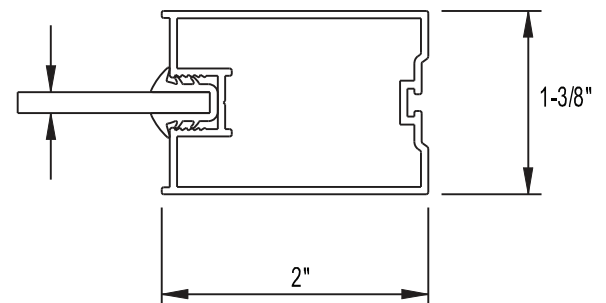
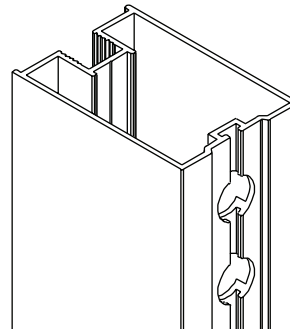


RED BACK PAINTED GLASS
Safety-backed
3mm



BLACK BACK PAINTED GLASS
Safety-backed
3mm

Stile Profile



Product Description

- 2" x 1-3/8" Extruded Aluminum Door frame
- Bottom roll system with top track
- Single or double-sided 3mm mirror glass, back-painted glass or single 6mm laminated glass inserts available (1 Lite translucent white laminated glass shown)
- Factory finished, ready-to-install
- ADA compliant
- Custom sizes made to order

Featuring



7039 Extruded Aluminum Series Aluminum Room Divider Sliding Mirror or Glass Doors

Sliding doors shall use **7039 Extruded Aluminum Series** hardware consisting of extruded aluminum framed door panels and shall be supported by adjustable bottom rollers that travel in an aluminum bottom track and top guides that travel in an aluminum top track.

The aluminum frame shall consist of stiles (vertical member) and rails (horizontal member).

The stiles and rails are pressed on and fit snugly with the use of a gasket that surrounds the insert. The stiles and rails shall be fastened at each corner by screws that join the stiles and rails. Bottom rollers shall have ball bearing wheels with an anti-jump feature. The top guide shall have twin wheels permanently attached to the stiles and rail which provides a snug fit with the top track.

The top track shall be one piece and of anodized aluminum. The bottom track is multi-pieced anodized aluminum. Both top track and bottom track finishes shall match the stile and rail.

An optional handle and rubber bumper system provide resistance to the door sliding when engaged with the top track


The stile, rail, top track and bottom track shall have anodized finish (A2).

Insert thickness: 1/8" or 15/64" (3mm or 6mm)

Maximum single door size: 48" wide x 108" high. Custom sizes up to 144" w x 108" h (1219mm x 2743mm).

All **JJ®** mirror products use safety backed mirror. The mirror conforms to CGSB 12.5-M86 Type 3C (Canada) and ANSI Z97.1-1984 (US)

Cross Sectional



Featuring



ARCHITECTURAL SHEET